

luna.premium 1214



Model Code F5657

date of issue 01-04-22 revision 00
revision of 24-05-22 (the present replaces any previous versions)

Designer: centro studi interno

Structure: pinewood, beech-wood, multilayer and plywood covered with polyurethane foam with bayonet fittings to fix the arms. Welded steel mesh on bed versions.

Spring system: elastic webbing

Seat Padding: seat cushions in ecological polyurethane foam covered with 100% polyester layer.

Back Padding: backrests and headrests in ecological polyurethane foam covered with 100% polyester layer.

Arm Interior: in ecological polyurethane foam covered with 100% polyester layer.

Removability: entirely removable fabric or microfiber covers

Sewing: leather covers feasible with contrast stitching in the colors available; cuts and sewings vary on microfiber (or fabric) covers.

Bed Version: available with welded steel mesh and elastic webbing on the seats. Synchro opening through backrests flip-up. Backrests and seat cushions are fixed to the structure while opening the sofa bed. Mattress available in two different types: ecological polyurethane foam or memory foam. The size of the mattress (see sizes on spec sheet drawings) may vary slightly because of the way it is arranged and due to the characteristics of the material, without affecting the quality of the product. The total depth of the model with open bed is 208 cm.

Mechanisms: the model is equipped with headrests that can be manually lifed. The height of the model with lifted headrests increases by 20 cm.

Standard feet: the sofa is lifted 8 cm off the floor on versions "low h. 13" and versions "h. 16" and is lifted 13 cm off the floor on versions "high h. 13". Shiny metal PM2144 front and rear feet, included in versions CG2 (low pair of arms_a h 13) and CD8 (pair of arms_a h 16); shiny metal PM974 front and rear feet, included in versions CF0 (high pair of arms_a h 13); shiny metal PM2238 front and rear feet, included in versions CG3 (low pair of arms_b h 13) and CD9 (pair of arms_b h 16); shiny metal PM2240 front and rear feet, included in versions CF1 (high pair of arms_b h 13); shiny metal PM2151 front and rear feet, included in versions CG4 (low pair of arms_c h 13) and CE0 (pair of arms_c h 16); shiny metal PM2239 front and rear feet, included in versions CF2 (high pair of arms_c h 13). No feet are included on pair of arms CG5 (low pair of arms_d h 13), CF3 (high pair of arms_d h 13) and CE1 (pair of arms_d h 16).

With the reservation of carrying for production purposes and without advanced notices modifications on the materials, coverings and dimensions of the product as indicated in the relevant specification. The given dimensions and volume are of indicative value being subject to the production process tolerances. For normal use, the following maximum loads are recommended: Armchairs max. 120 kg, 2-seat sofas max. 200 kg (2x100 kg), 3-seat sofas max. 240 kg (3x80 kg). Use with loads exceeding the indicated values may cause the sofa/armchair or its components to break.

Density of seat and back kg/cbm (±5%) ⁽¹⁾

Markets	Seat	Back
I	30 Medium	24
D - NL - CH		
USA - California		
GB	37 fire retardant	31 fire retardant
Others	30 Medium	24

Note: when no values/contents are specified in the chart, please refer to 'Others' field/area.

⁽¹⁾Density: volume mass apparently determined on materials without any kind of covers and according to the UNI EN ISO 845 regulations. Indicated values refer to production averages; the Company reserves the right, if needed, to make changes to the declared technical characteristics. Before use, it is advisable to look at the SAFETY INFORMATION TECHNIQUE for info regarding use and protection of people and of the environment, in compliance with existing EEC regulations.

Coverings

	suggested	not suggested	not possible
thick leathers	✓		
thin elastic leathers	✓		
natural leathers	✓		
fabric*	✓		
microfibre*	✓		
leather + split			✓
DeLuxe			✓
multi colour**			✓
multi-category**			✓
multi covering**			✓

Please note: for not removable models, only one colour fabric covers are available.

* fabrics and microfibers are not available for the U.K. market

Components / Optional vers.



Feet



Ottoman

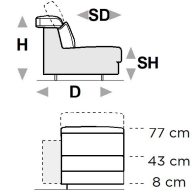


↑ fold following the dotted line ↑

luna.premium 1214 - low h. 13



L Length - H Height - D Depth - SH Seat Height - SD Seat Depth
 Dimensions refer to maximum sizes of the version with closed mechanism (where available).



dimensions	L 92 H77 D105 SH43 SD53	L 142 H77 D105 SH43 SD53	L 162 H77 D105 SH43 SD53	L 182 H77 D105 SH43 SD53	L 92 H77 D105 SH43 SD53
version code	CF4	CF6	CF8	CG0	CF5
Description	low h.13 bed armless chair	low h13 bed arml.2-str	low h.13 bed arml.2 1/2	low h.13 bed arml.3-s.sofa	low h13 mem.bed arml.chair

memory foam 195x120x13	memory foam 195x140x13	memory foam 195x160x13			
L 142 H77 D105 SH43 SD53	L 162 H77 D105 SH43 SD53	L 182 H77 D105 SH43 SD53	L 25 H57 D96 SH- SD-	L 18 H57 D96 SH- SD-	L 14 H57 D96 SH- SD-
CF7	CF9	CG1	CG2	CG3	CG4
low h13 mem.bed arml.2-str	low h13 mem.bed arml.2 1/2	low h13 mem.bed arml.3-str	pair of armr._a h13 low r/l	pair of armr._b h13 low r/l	pair of armr._c h13 low r/l



L 12 H57 D96 SH- SD-
CG5
pair of armr._d h13 low r/l

↓ fold following the dotted line ↓

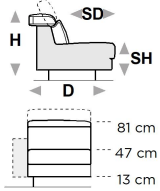


↑ fold following the dotted line ↑

luna.premium 1214 - high h. 13



L Length - H Height - D Depth - SH Seat Height - SD Seat Depth
 Dimensions refer to maximum sizes of the version with closed mechanism (where available).

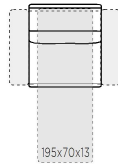


dimensions

81 cm
 47 cm
 13 cm

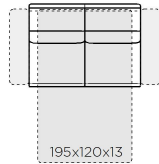
version code

Description



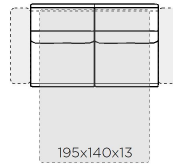
L 92
 H81 D107 SH47 SD53
 CE2

high h.13 bed
 armless chair



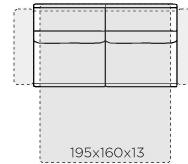
L 142
 H81 D107 SH47 SD53
 CE4

high h13 bed
 arml.2-str



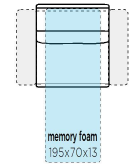
L 162
 H81 D107 SH47 SD53
 CE6

high h.13 bed
 arml.2 1/2



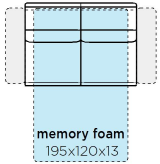
L 182
 H81 D107 SH47 SD53
 CE8

high h.13 bed
 arml.3-str



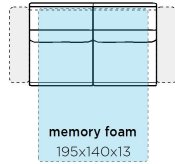
L 92
 H81 D107 SH47 SD53
 CE3

high h13
 mem.bed
 arml.chair



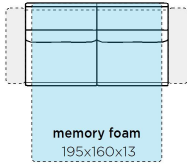
L 142
 H81 D107 SH47 SD53
 CE5

high h13
 mem.bed arml.2-
 str



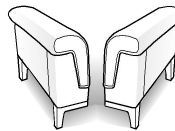
L 162
 H81 D107 SH47 SD53
 CE7

high h13
 mem.bed arml.2
 1/2



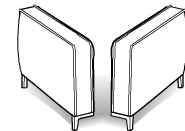
L 182
 H81 D107 SH47 SD53
 CE9

high h13
 mem.bed arml.3-
 str



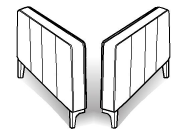
L 23
 H63 D98 SH- SD-
 CF0

pair of armr._a
 h13 high r/l



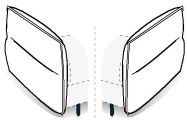
L 18
 H63 D98 SH- SD-
 CF1

pair of armr._b
 h13 high r/l



L 14
 H63 D98 SH- SD-
 CF2

pair of armr._c
 h13 high r/l



L 12
 H63 D98 SH- SD-
 CF3

pair of armr._d
 h13 high r/l

↓ fold following the dotted line ↓

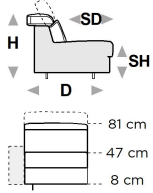


↑ fold following the dotted line ↑

luna.premium 1214 - h. 16



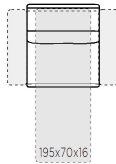
L Length - H Height - D Depth - SH Seat Height - SD Seat Depth
 Dimensions refer to maximum sizes of the version with closed mechanism (where available).



dimensions

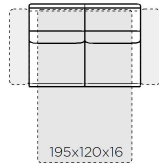
version code

Description



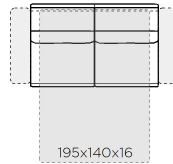
L 92
 H81 D105 SH47 SD53
 CD0

h.16 bed armless
 chair



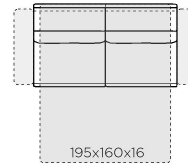
L 142
 H81 D105 SH47 SD53
 CD2

h.16 bed arml.2-
 s.sofa



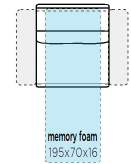
L 162
 H81 D105 SH47 SD53
 CD4

h.16 bed arml.2
 1/2



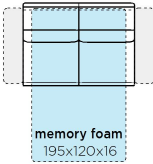
L 182
 H81 D105 SH47 SD53
 CD6

h.16 bed armless
 3-str



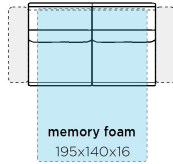
L 92
 H81 D105 SH47 SD53
 CD1

h.16 memory bed
 arml.chair



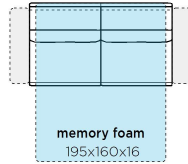
L 142
 H81 D105 SH47 SD53
 CD3

h16 memory bed
 arml.2-str



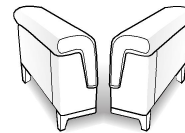
L 162
 H81 D105 SH47 SD53
 CD5

h.16 memory bed
 arml.2 1/2



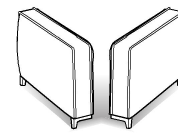
L 182
 H81 D105 SH47 SD53
 CD7

h16 memory bed
 arml.3-str



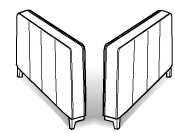
L 25
 H63 D96 SH- SD-
 CD8

pair of
 armrests_a h16
 rg/lf



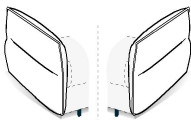
L 18
 H63 D96 SH- SD-
 CD9

pair of
 armrests_b h16
 rg/lf



L 14
 H63 D96 SH- SD-
 CE0

pair of
 armrests_c h16
 rg/lf



L 12
 H63 D96 SH- SD-
 CE1

pair of
 armrests_d h16
 rg/lf

↓ fold following the dotted line ↓

