

Model Code F2259

revision 00 of 28-05-15
(the present replaces any previous versions)



Designer: centro studi interno

Structure: Pinewood, multilayer and plywood covered with polyurethane foam.

Spring system: Elastic webbing

Seat Padding: In ecological polyurethane foam, covered with 100% polyester padding

Back Padding: In ecological polyurethane foam, covered with 100% polyester padding

Arm Interior: In ecological polyurethane foam, covered with 100% polyester padding

Removability: Not available

Sewing: Leather coverings feasible with contrast stitching in the colour available; cuts and sewing vary on microfibre (or fabric) coverings.

Standard feet: Grey painted steel PM893, h. 16 cm. Some versions may be equipped with hidden feet with a supporting structural function

Density of seat and back

Markets	Seat	Back
I	35 Medium	25
D - NL - CH		
USA - California		
GB	35 fire retardant	25 fire retardant
Others	35 Medium	25

Note: when no values/contents are specified in the chart, please refer to 'Others' field/area.

Coverings

	suggested	not suggested	not possible
thick leathers	✓		
thin elastic leathers	✓		
natural leathers	✓		
fabric*	✓		
microfibre*	✓		
leather + split			✓
DeLuxe			✓
multi colour			✓
multi-category			
multi covering			✓

Please note: for not removable models, only one colour fabric covers are available.

* fabrics and microfibers are not available for the U.K. market

Multicovering / Components / Optional vers.



Feet



PM893

Ottoman



With the reservation of carrying for production purposes and without advanced notices modifications on the materials, coverings and dimensions of the product as indicated in the relevant specification. The given dimensions and volume are of indicative value being subject to the production process tolerances.

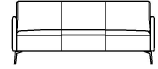
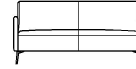
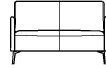
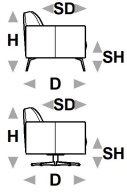


↑ fold following the dotted line ↑

chanel.cal 1031



L Length - H Height - D Depth - SH Seat Height - SD Seat Depth
 Dimensions refer to maximum sizes of the version with closed mechanism (where available).



dimensions	L 67 H80 D82 SH45 SD52	L 67 H80 D82 SH45 SD52	L 124 H80 D82 SH45 SD52	L 164 H80 D82 SH45 SD52	L 181 H80 D82 SH45 SD52
version code	100	143	200	240	346
Description	chair	swivel chair	2 seater	2 1/2 seater	3/3 seater

↓ fold following the dotted line ↓

