

Model Code F2180

date of issue 29-01-14 revision 01
revision of 20-09-23 (the present replaces any previous versions)

Designer: centro studi interno

Structure: pinewood, multilayer and plywood covered with polyurethane foam.

Spring system: elastic webbing.

Seat Padding: ecologic polyurethane foam covered with 100% polyester layer.

Back Padding: ecologic polyurethane foam covered with 100% polyester layer.

Arm Interior: ecologic polyurethane foam covered with 100% polyester layer.

Removability: not available.

Sewing: Leather coverings feasible with contrast stitching in the colors available; cuts and sewing vary on microfiber (or fabric) coverings.

Mechanisms: motion versions are equipped with manually sliding seats. Power motion versions are equipped with sliding seats that can be electrically adjusted through a LED (backlit) internal push-button and touch pad on armless sides. The depth of the seat with sliding system positioned outward is 75 cm, the total depth of the model is 120 cm.

Standard feet: the model is lifted 14.5 cm off the floor. Shiny metal standard feet. Alternatively, it is possible to choose among the standard finishes enclosed in the sample book. The sample book also includes "special" finishes available with a price upcharge, subject to production approval. Some versions may be equipped with hidden feet with a supporting structural function (matt black metal PM824, h. 14.5 cm).

Optional versions: feather mix filled arm pillow (683); ecologic polyurethane foam covered with 100% polyester layer roll (750).

Please note: due to the "capitonné" working process that characterizes the model, it cannot be realized with the following articles: orion, emotion, antares, nature, mammut, lady, mario, baby, dandy, bonus, genevra.



Density of seat and back kg/cbm (±5%) ⁽¹⁾

Markets	Seat	Back
I	35 Medium	23
D - NL - CH		
USA - California	35 soft	23 soft
GB	35 fire retardant	25 fire retardant
Others	35 Medium	23

Note: when no values/contents are specified in the chart, please refer to 'Others' field/area.

⁽¹⁾Density: volume mass apparently determined on materials without any kind of covers and according to the UNI EN ISO 845 regulations. Indicated values refer to production averages; the Company reserves the right, if needed, to make changes to the declared technical characteristics. Before use, it is advisable to look at the SAFETY INFORMATION TECHNIQUE for info regarding use and protection of people and of the environment, in compliance with existing EEC regulations.

Coverings

	suggested	not suggested	not possible
thick leathers			✓
thin elastic leathers	✓		
natural leathers	✓		
fabric*	✓		
microfibre*			✓
leather + split			✓
DeLuxe			✓
multi colour**			✓
multi-category**			
multi covering**			✓


Please note: for not removable models, only one colour fabric covers are available.

* fabrics and microfibers are not available for the U.K. market

Components / Optional vers.



956_LED



956_LED1

Feet



PM813



PM668

Ottoman



560

With the reservation of carrying for production purposes and without advanced notices modifications on the materials, coverings and dimensions of the product as indicated in the relevant specification. The given dimensions and volume are of indicative value being subject to the production process tolerances. For normal use, the following maximum loads are recommended: Armchairs max. 120 kg, 2-seat sofas max. 200 kg (2x100 kg), 3-seat sofas max. 240 kg (3x80 kg). Use with loads exceeding the indicated values may cause the sofa/armchair or its components to break.

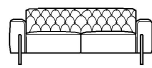
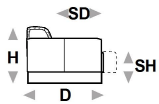


↑ fold following the dotted line ↑

niobe.cal 956



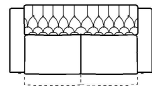
L Length - H Height - D Depth - SH Seat Height - SD Seat Depth
 Dimensions refer to maximum sizes of the version with closed mechanism (where available).



L 182
 H73 D99 SH42 SD58
200

dimensions
 version code
 Description

2 seater



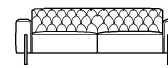
L 182
 H73 D99 SH42 SD58
452

2 seater motion



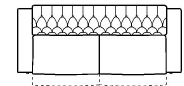
L 182
 H73 D99 SH42 SD58
T 11

2str with
 elec.mot.



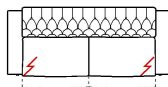
L 208
 H73 D99 SH42 SD58
240

2 1/2 seater



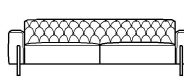
L 208
 H73 D99 SH42 SD58
453

2 1/2 seater
 motion



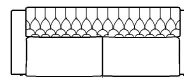
L 208
 H73 D99 SH42 SD58
T 14

2 1/2 str with
 elec.mot.



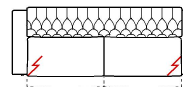
L 234
 H73 D99 SH42 SD58
354

3 seater maxi



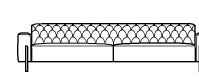
L 234
 H73 D99 SH42 SD58
C 69

3-seater maxi
 motion



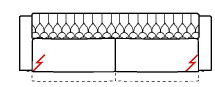
L 234
 H73 D99 SH42 SD58
E 66

3 seater maxi
 elect.mot.



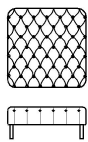
L 286
 H73 D99 SH42 SD58
F 82

3 seater xl



L 286
 H73 D99 SH42 SD58
F 84

3 str with
 el.mot.xl



L 100
 H40 D100 SH- SD-
560

big ottoman



L 58
 H48 D7 SH- SD-
683

armrest pillow



L 51
 H14 D14 SH- SD-
750

bolster

↓ fold following the dotted line ↓

