

giano.premium 1211



Model Code F5654

date of issue 07-11-22 revision 01
revision of 20-12-23 (the present replaces any previous versions)

Designer: Bernard Masson.

Structure: pinewood, multilayer and plywood covered with polyurethane foam.

Spring system: elastic webbing

Seat Padding: in ecological polyurethane foam, covered with 100% polyester padding

Back Padding: in ecological polyurethane foam, covered with 100% polyester padding

Arm Interior: in ecological polyurethane foam, covered with 100% polyester padding

Removability: not available

Mechanisms: electric recliner versions equipped with electrically liftable headrests and electrically powered recliner mechanisms, that can be adjusted independently by means of a touch-pad positioned underneath the backrests. Manually liftable headrests on recliner versions with manual headrests and on fixed (non-reclining) versions. The depth of the model with open recliner is 146 cm. The height of the model with lift-up headrests is 91 cm.

Standard feet: metal feet, h 14 cm, with standard matt black finish. Alternatively, it is possible to choose among the following finish options: graubraun or antique bronze. Finish options: titanium, copper, champagne, shiny metal and satinized metal are available with a price upcharge, subject to production approval. Some versions may be equipped with hidden feet with a supporting structural function.

Optional feet: coal black colored beech-wood PL2280 on armrest sides, PL2281 front feet on versions 410/420 and 601/602, h 14 cm. Alternatively, it is possible to choose among the standard finishes available on the sample book. All optional feet are available with a price upcharge.

Density of seat and back kg/cbm (±5%) (1)

Markets	Seat	Back
I	35 Medium	27
D - NL - CH	35 SOSTENUTO hard	28 hard
USA - California		
GB	37 fire retardant	31 fire retardant
Others	35 Medium	27

(1)Density: volume mass apparently determined on materials without any kind of covers and according to the UNI EN ISO 845 regulations. Indicated values refer to production averages; the Company reserves the right, if needed, to make changes to the declared technical characteristics. Before use, it is advisable to look at the SAFETY INFORMATION TECHNIQUE for info regarding use and protection of people and of the environment, in compliance with existing EEC regulations.

Coverings

	suggested	not suggested	not possible
thick leathers	✓		
thin elastic leathers	✓		
natural leathers	✓		
fabric*	✓		
microfibre*	✓		
leather + split	✓		
DeLuxe*			✓
multi colour**			✓
multi-category**			✓
multi covering**			✓

Please note: for not removable models, only one colour fabric covers are available.

* Deluxe, Fabrics and microfibers are not available for the U.K. - USA/CA - IE market.



psot



P700

Feet




PM2251



PM2254



PL2280



PL2281

Ottoman



We reserve the right to amend materials, covers and product dimensions shown on the data sheet, for production purposes and without prior notice. The line drawings, graphic information, dimensions, and volume provided are approximate and may vary due to the tolerances allowed in the production process with a view to improvements. The following maximum load values are recommended under normal use: armchairs max. 120 kg, 2-seater sofas max. 200 kg (2x100 kg), 3-seater sofas max. 240 kg (3x80 kg). Exceeding the recommended load may cause a structural failure of the sofa/armchair or its components.

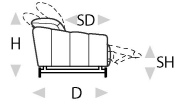
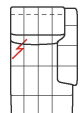
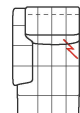
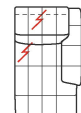











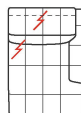

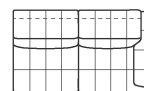
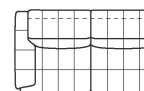


↑ fold following the dotted line ↑

giano. premium 1211



L Length - H Height - D Depth - SH Seat Height - SD Seat Depth
Dimensions refer to maximum sizes of the version with closed mechanism (where available).

 dimensions version code Description	L 180 H76 D105 SH44 SD57 200 2 seater	L 200 H76 D105 SH44 SD57 240 2 1/2 seater	L 220 H76 D105 SH44 SD57 300 3 seater	L 90 H76 D105 SH44 SD57 B68 mini chair raf	L 90 H76 D105 SH44 SD57 B69 mini chair laf
 L 90 H76 D105 SH44 SD57 D84 rhf el.rec.mini ch.man.hrest	 L 90 H76 D105 SH44 SD57 D85 lhf el.rec.mini ch.man.hrest	 L 90 H76 D105 SH44 SD57 C36 rhf el.rec.mini chair	 L 90 H76 D105 SH44 SD57 C37 lhf el.rec.mini chair	 L 100 H76 D105 SH44 SD57 110 1 right arm facing chair	 L 100 H76 D105 SH44 SD57 120 1 left arm facing chair
 L 100 H76 D105 SH44 SD57 D86 rhf el.rec.chair man.hrest	 L 100 H76 D105 SH44 SD57 D87 lhf el.rec.chair man.hrest	 L 100 H76 D105 SH44 SD57 173 elec.rec.chair 1arm raf	 L 100 H76 D105 SH44 SD57 174 elec.rec.chair 1arm laf	 L 110 H76 D105 SH44 SD57 114 rhf maxi chair	 L 110 H76 D105 SH44 SD57 124 lhf maxi chair
 L 110 H76 D105 SH44 SD57 D88 rhf el.rec.maxi ch.man.hrest	 L 110 H76 D105 SH44 SD57 D89 lhf el.rec.maxi ch.man.hrest	 L 110 H76 D105 SH44 SD57 612 1raf maxi chair rec.el	 L 110 H76 D105 SH44 SD57 613 1laf maxi chair rec.el	 L 183 H76 D105 SH44 SD57 251 1 right arm fac.2 1/2 str	 L 183 H76 D105 SH44 SD57 252 1 left arm fac. 2 1/2 str

↓ fold following the dotted line ↓

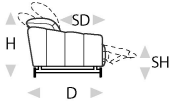


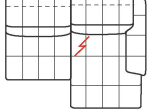
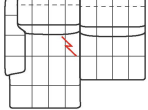
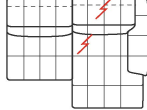
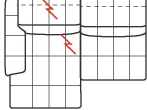

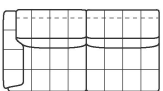
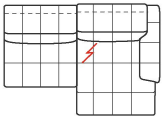
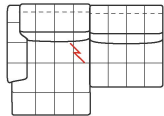
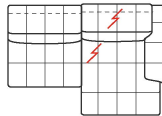
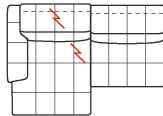
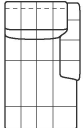
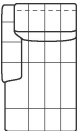
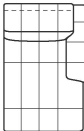
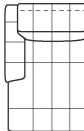
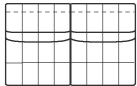


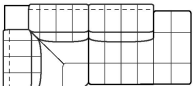
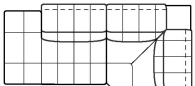
↑ fold following the dotted line ↑

giano.premium 1211



L Length - H Height - D Depth - SH Seat Height - SD Seat Depth
Dimensions refer to maximum sizes of the version with closed mechanism (where available).



					
dimensions version code Description	L 183 H76 D105 SH44 SD57 AS0 man.headr.el.rec.rhfman.headr.el.rec.lhf 2 1/2 str	L 183 H76 D105 SH44 SD57 AS1 man.headr.el.rec.lhf 2 1/2 str	L 183 H76 D105 SH44 SD57 G06 rhf 2 1/2 seater el.rec.	L 183 H76 D105 SH44 SD57 G07 lhf 2 1/2 seater el.rec.	L 203 H76 D105 SH44 SD57 310 1right arm facing 3 str
					
L 203 H76 D105 SH44 SD57 320 1left arm facing 3 str	L 203 H76 D105 SH44 SD57 AS2 man.headr.el.rec.rhfman.headr.el.rec.lhf 3 str	L 203 H76 D105 SH44 SD57 AS3 man.headr.el.rec.lhf 3 str	L 203 H76 D105 SH44 SD57 403 1rgt arm fac.3str elec.rec.	L 203 H76 D105 SH44 SD57 404 1lft arm fac.3str elec.rec.	L 100 H76 D165 SH44 SD117 410 chaise lon.rhf arm fac
					
L 100 H76 D165 SH44 SD117 420 chaise lon.lhf arm fac	L 110 H76 D165 SH44 SD117 601 maxi chaise lon.rgt arm fac.	L 110 H76 D165 SH44 SD117 602 maxi chaise lon.lft arm fac.	L 166 H76 D105 SH44 SD57 243 2 1/2 seater with no armrests	L 186 H76 D105 SH44 SD57 330 3 str with no armrests	L 113 H76 D113 SH44 SD57 040 square corner
					
L 245 H76 D113 SH44 SD57 043 sq.cor.chr.sq.mer. rig.fac.	L 245 H76 D113 SH44 SD57 044 sq.cor.chr.sq.mer.left fac.				

↓ fold following the dotted line ↓

